

# V2 - GDPR – Finding your Freestar advertising ID

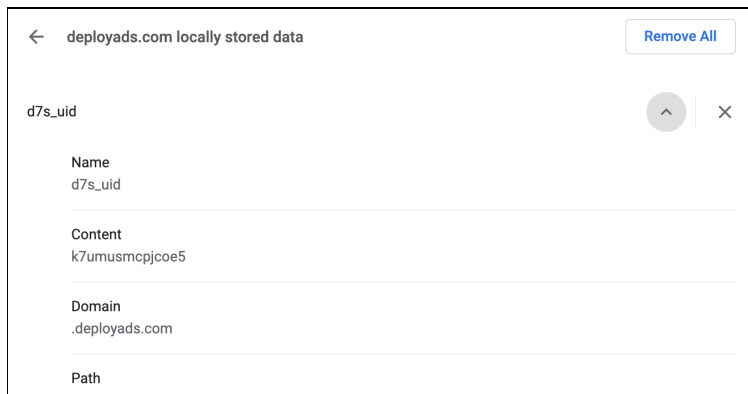
Last Modified on 05/31/2022 5:16 pm EDT

In order to provide details on any personal data we've collected and processed, we need your Freestar advertising ID (the value of the **d7s\_uid** cookie from your browser). An IP address is not enough to uniquely identify an individual.


If you have recently cleared your cache or if the Freestar cookie has expired, we will not be able to identify you in our system, and pursuant to Article 12(2) of the GDPR, we will not be able to provide you with details on personal data we may have processed.

## Google Chrome


To find your Freestar advertising ID in Chrome, navigate to **Settings > Privacy & Security > Site Settings > Cookies and Site Data > See All Cookies and Site Data**, and search for **deployads.com**.



## Mozilla Firefox

To find your Freestar advertising ID in Mozilla Firefox, navigate to  > **Web Developer > Storage Inspector**. On the Storage tab, click **Cookies** in the left column. From the list of cookies under the site's domain, select **d7s\_uid** to see its value.

## Microsoft Edge

To find your Freestar advertising ID in Microsoft Edge, navigate to  > **More tools > Developer Tools**. On the Storage tab, click **Cookies** in the left column. From the list of cookies under the site's domain, select **d7s\_uid** to see its value.

## Internet Explorer

Internet Explorer does not permit you to view a cookie's attributes. You won't be able to find your advertising ID with this internet browser.

## Safari

To find your Freestar advertising ID in Safari, navigate to **Develop > Show Web Inspector**. On the Storage tab, click **Cookies** in the left column. From the list of cookies under the site's domain, select **d7s\_uid** to see its value

For industry insights and information about our product offerings, [check out our blog!](#)

Want to see our products in action? For a demo, fill out a form [here](#).